

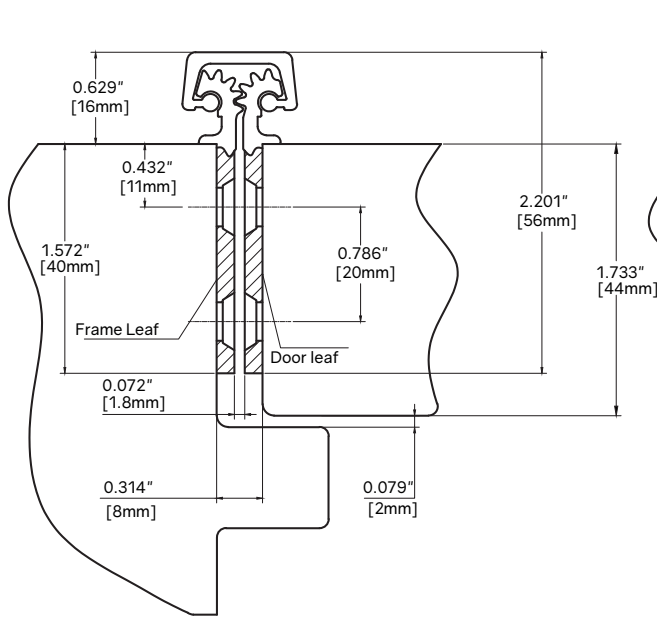
FULL MORTISE AND FULL SURFACE CONTINUOUS HINGE**Full Mortise Series HFM101****Full Surface Series HFS201****SPECIFICATIONS****Full Mortise Series HFM101**

- Length: 83", 95", 120"
- Finishes: Clear, Dark Bronze, Black
- Heavy Duty: 450lbs door weight maximum
- Meets ANSI/BHMA A156.26, Grade 1
- 3 hrs cULus fired rated metal door
- Fasteners: #12-24 X 11/16 Flat Head Self-Drill Screws
- Lifetime warranty against any manufacturing defect

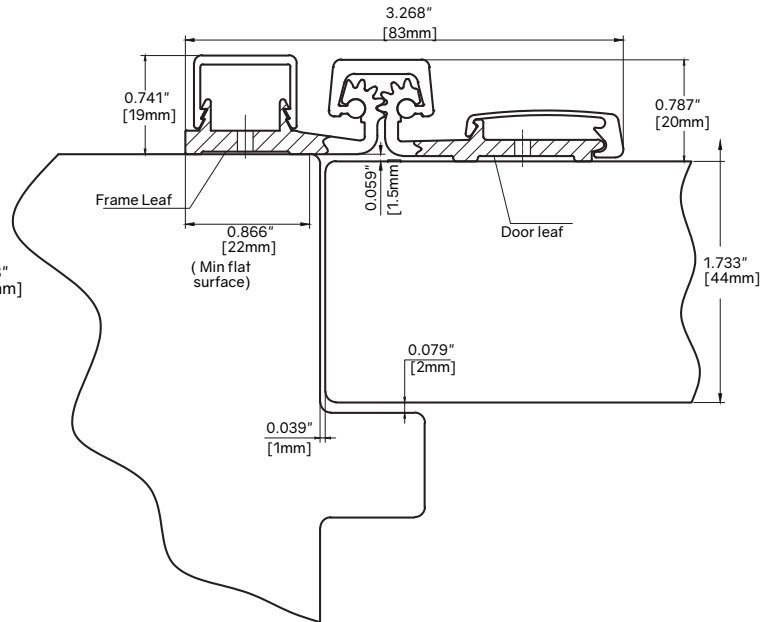
Full Surface Series HFS201

- Length: 83", 95", 120"
- Finishes: Clear, Dark Bronze, Black
- Heavy Duty: 450lbs door weight maximum
- Meets ANSI/BHMA A156.26, Grade 1
- 3 hrs cULus fired rated metal door
- Fasteners: Door leaf ¼- 20 x 1-1/4" Sexbolt (Screw + Post)
- Frame Leaf #12-24 x 11/16" Flat Head Self-Drill Screws
- Lifetime warranty against any manufacturing defect

TECHNICAL DIMENSIONS



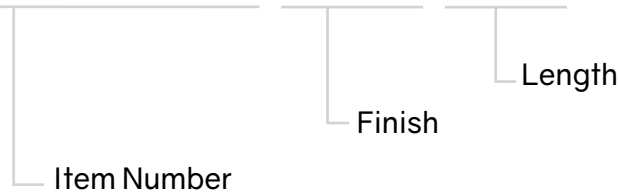
Full Mortise Series HFM101



Full Surface Series HFS201

HOW TO ORDER

KROM-HFM101BLK120



Item Number	Finish	Length
HFM101 Full Mortise Continuous Hinge	Aluminum (CL) Bronze (BRZ) Black (BLK)	83" 95" 120"
HFS201 Full Surface Continuous Hinge	Aluminum (CL) Bronze (BRZ) Black (BLK)	83" 95" 120"